



# Cat<sup>®</sup> TH417C

TELEHANDLER

## Specifications

### Engine

Model	Cat <sup>®</sup> C3.4B*
Gross Power	75 kW/101 hp
Maximum Torque	420 N·m/1,400 rpm
Bore	99 mm
Stroke	110 mm
Displacement	3.4 L

\*Meets EU Stage IIIB Emission Standards.

### Weights

Operating Weight with Carriage and Forks	12,440 kg
--	-----------

### Operating Specifications

Rated Load Capacity	4000 kg
Maximum Lift Height	
Stabilizers Up	15 290 mm
Stabilizers Down	17 300 mm
Maximum Forward Reach	12 700 mm
Top Travel Speed	32.0 km/h
Load at Maximum Height	
Stabilizers Up	1000 kg
Stabilizers Down	3000 kg
Load at Maximum Reach	
Stabilizers Up	0 kg
Stabilizers Down	500 kg
Outside Turning Radius Over Tires	3920 mm

### Service Refill Capacities

Fuel Tank	150 L
Hydraulic Tank	90 L

### Tires

Standard	14.00-24 16PR TG02
----------	--------------------

### Brakes

Service Brakes	Servo assisted on front axle
Parking Brakes	Mechanical on front axle

### Hydraulic System

Maximum System Pressure	250 bar
Maximum Pump Flow	150 L/min
Pump Type	Variable displacement load sensing axial piston pump
Auxiliary Hydraulic Supply	
Intermittent	80 L/min
Continuous	60 L/min

### Transmission Speeds

Forward	
1	5.6 km/h
2	10.8 km/h
3	24.3 km/h
4	32 km/h
Reverse	
1	5.5 km/h
2	10.6 km/h
3	23.3 km/h

### Boom Performance

Boom Up	14.1 seconds
Boom Down	11.2 seconds
Tele In	22.8 seconds
Tele Out	25.2 seconds
Crowd Forward (dump)	3.1 seconds
Crowd Backward	3.5 seconds
Combined	
Up and Out	30.0 seconds
Down and In	23.0 seconds
Drawbar Pull 74.5 kW	96.4 kN
Bucket Breakout Force to ISO 8313	65 kN
Boom Breakout Force	60 kN


### Sound

Operator Sound	76 dB(A)
Exterior Sound (74.5 kW Engine)	106 dB(A)

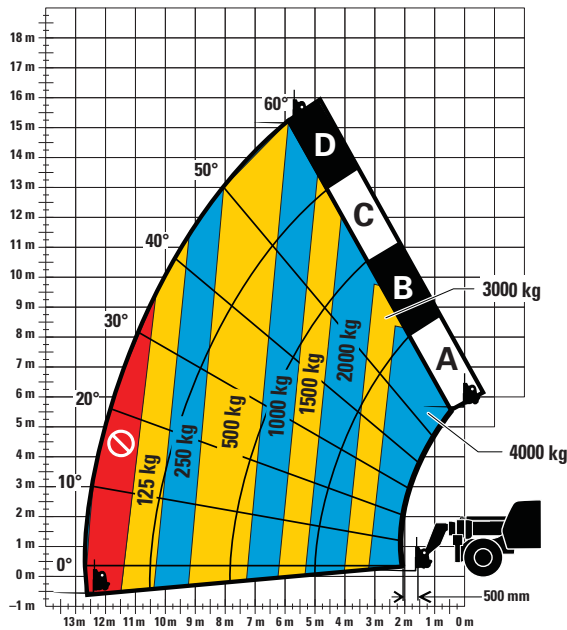


# TH417C Telehandler

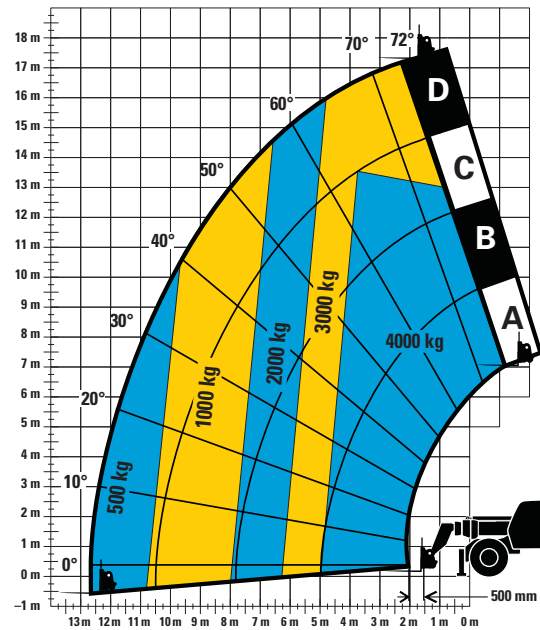
**Dimensions** (All dimensions are approximate.)



## Load Chart and Dimensions



Stabilizers Up



Stabilizers Down

### IMPORTANT

Rated lift capacities shown are with machine equipped with carriage and pallet forks. The machine must be level on a firm surface with undamaged, properly inflated tires. Machine specifications and stability are based on rated lift capacities at specific boom angles and boom lengths. (If specifications

are critical, the proposed application should be discussed with your dealer.)

DO NOT exceed rated lift capacity loads, as unstable and dangerous machine conditions will result.

DO NOT tip the machine forward to determine the allowable load.

Due to continuous product improvements, machine specifications and/or equipment changes may be made without prior notification.

For more complete information on Cat products, dealer services, and industry solutions, visit us on the web at [www.cat.com](http://www.cat.com)

AEHQ7027 (06-13)

© 2013 Caterpillar Inc.  
All Rights Reserved  
Printed in U.S.A.

Materials and specifications are subject to change without notice. Featured machines in photos may include additional equipment. See your Cat dealer for available options.

CAT, CATERPILLAR, SAFETY.CAT.COM, their respective logos, "Caterpillar Yellow" and the "Power Edge" trade dress, as well as corporate and product identity used herein, are trademarks of Caterpillar and may not be used without permission.

