



NPV20N - NPV20ND - NPV25NH

Specifications

Platform Power Pallet truck

2.0 - 2.5 tonnes

| Characteristics | | | Cat Lift Trucks NPV20N | Cat Lift Trucks NPV20ND | Cat Lift Trucks NPV25NH |
|---------------------|--|----------------|------------------------------|----------------------------|------------------------------|
| 1.01 | Manufacturer (abbreviation) | | Battery | Battery | Battery |
| 1.02 | Manufacturer's model designation | | Pedestrian/stand-on | Pedestrian/stand-on | Pedestrian/stand-on |
| 1.03 | Power source: (battery, diesel, LP gas, petrol) | | 2000 | 1000 + 1000 | 2500 |
| 1.04 | Operator type: pedestrian, (operator)-standing, -seated | | 600 | 600 | 600 |
| 1.05 | Load capacity | Q (kg) | 960 | 946 | 980 |
| 1.06 | Load centre distance | c (mm) | 1385 | 1553 | 1528 |
| 1.08 | Load wheel axle to fork face (forks lowered) | x (mm) | | | |
| 1.09 | Wheelbase | y (mm) | | | |
| Weight | | | | | |
| 2.01 | Truck weight with nominal load & maximum battery weight | kg | 2742 | 3270 ²⁾ | 3468 |
| 2.02 | Axle loadings with nominal load & maximum battery weight, drive/load side | kg | 1053/1689 | 1270/2000 ²⁾ | 1214/2254 |
| 2.03 | Axle loadings without load & with maximum battery weight, drive/load side | kg | 600/142 | 920/350 ²⁾ | 752/216 |
| Wheels, Drive Train | | | | | |
| 3.01 | Tyres: PT=Power Thane, Vul=Vulkollan, drive/load side | | Vul/Vul | Vul/Vul | Vul/Vul |
| 3.02 | Tyre dimensions, drive side | (mm) | 230x70 | 230x70 | 230x105 |
| 3.03 | Tyre dimensions, load side | (mm) | 85x75 | 85x75 | 85x90 |
| 3.04 | Castor wheel dimensions (diameter x width) | (mm) | 150x50 | 150x50 | 150x50 |
| 3.05 | Number of wheels, drive/load side (x=driven) | | 2+1x/4 | 2+1x/4 | 2+1x/4 |
| 3.06 | Track width (centre of tyres), drive side | b10 (mm) | 550 | 570 | 550 |
| 3.07 | Track width (centre of tyres), load side | b11 (mm) | 385 | 385 | 385 |
| Dimensions | | | | | |
| 4.04 | Lift height (see tables) | h3 (mm) | 115 | 1600/2000 | 135 |
| 4.09 | Height of tiller arm / steering console (min./max.) | h14 (mm) | 1157/1349 | 1157/1349 | 1157/1349 |
| 4.14 | Height of the driver's platform | h12 (mm) | 145 | 145 | 145 |
| 4.15 | Fork height, fully lowered | h13 (mm) | 85 | 92 | 85 |
| 4.19 | Overall length | l1 (mm) | 1839/2295 | 2037/2493 | 1962/2417 |
| 4.20 | Length to fork face (includes fork thickness) | l2 (mm) | 689/1145 | 887/1343 | 812/1267 |
| 4.21 | Overall width | b1/b2 (mm) | 790 | 790 | 790 |
| 4.22 | Fork dimensions (thickness, width, length) | s / e / l (mm) | 50/165/1150 | 56/185/1150 | 60/185/1150 |
| 4.25 | Outside width over forks (minimum/maximum) | b5 (mm) | 550 | 570 | 550 |
| 4.32 | Ground clearance at centre of wheelbase, (forks lowered) | m2 (mm) | 35 | 25 | 25 |
| 4.33a | Working aisle width (Ast) with 1000 x 1200 mm pallets, load crosswise, platform up/down | Ast (mm) | 2315/2751 | 2637/2923 | 2448/2886 |
| 4.33b | Working aisle width (Ast3) with 1000 x 1200 mm pallets, load crosswise, platform up/down | Ast3 (mm) | 1909/2345 | 2089/2525 | 2029/2467 |
| 4.34a | Working aisle width (Ast) with 800 x 1200 mm pallets, load lengthwise, platform up/down | Ast (mm) | 2335/2771 | 2509/2945 | 2466/2904 |
| 4.34b | Working aisle width (Ast3) with 800 x 1200 mm pallets, load lengthwise, platform up/down | Ast3 (mm) | 2109/2545 | 2289/2725 | 2229/2667 |
| 4.35 | Turning circle radius | Wa (mm) | 1669/2105 | 1835/2271 | 1809/2247 |
| Performance | | | | | |
| 5.01 | Travel speed, with/without load | km/h | 9.0/9.0 (12.0) ¹⁾ | 8.5/8.5 | 8.0/8.0 (12.0) ¹⁾ |
| 5.02 | Lifting speed, with/without load | m/s | 0.027/0.038 | 0.15/0.22 | 0.027/0.035 |
| 5.03 | Lowering speed, with/without load | m/s | 0.052/0.029 | 0.26/0.21 | 0.076/0.041 |
| 5.07 | Gradeability, with/without load | % | 10/20 | 7/15 | 9/20 |
| 5.10 | Service brakes (mechanical/hydraulic/electric/pneumatic) | | Electric | Electric | Electric |
| Electric motors | | | | | |
| 6.01 | Drive motor capacity (60 min. short duty) | kW | 2.0 | 2.0 | 2.0 |
| 6.02 | Lift motor output at 15% duty factor | kW | 1.0 (10%) | 2.2 (10%) | 1.2 (10%) |
| 6.04 | Battery voltage/capacity at 5-hour discharge | V/Ah | 24/270-375 | 24/375 | 24/375-500 |
| 6.05 | Battery weight | kg | 240,295 | 315 | 315,390 |
| Miscellaneous | | | | | |
| 8.01 | Type of drive control | | Stepless | Stepless | Stepless |
| 8.04 | Noise level, mean value at operator's ear (EN 12053) | dB(A) | - | 68 | - |

¹⁾ Optional: higher travel speed (12Km/h) with loads up to 600kg

²⁾ D2000

Ast = Working aisle width
Ast3 = Working aisle width (b12 ≤ 1000 mm)

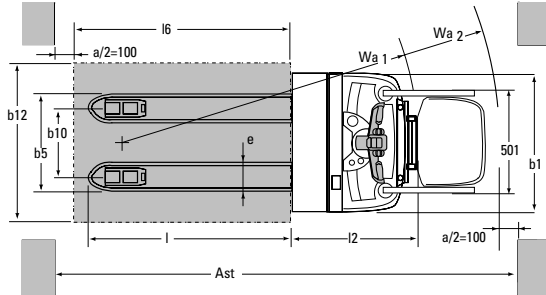
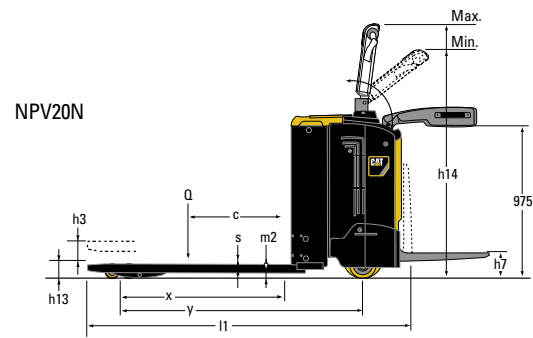
$$Ast = Wa + \sqrt{(l6 - x)^2 + (b12 / 2)^2} + a$$

$$Ast3 = Wa + l6 + a$$

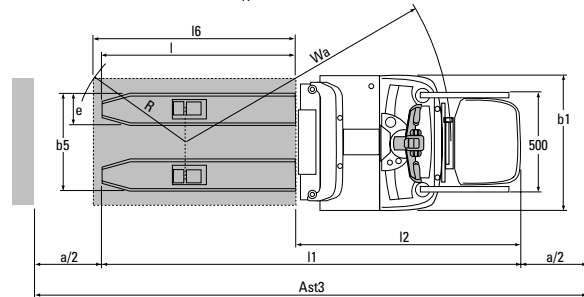
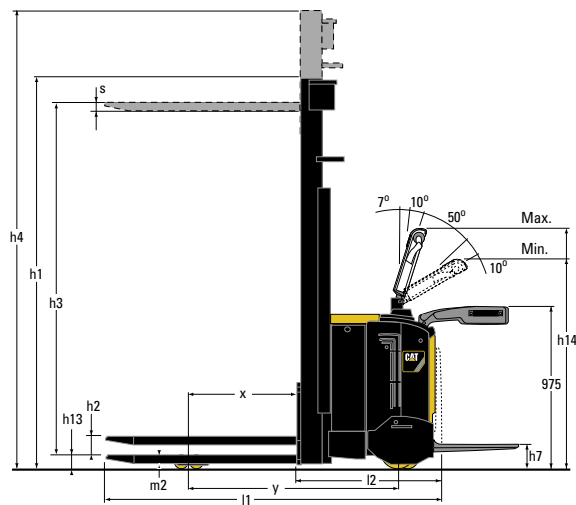
Wa = Turning radius
l6 = Pallet length
x = Load wheel axle to fork face
b12 = Pallet width
a = Safety clearance = 2 x 100 mm



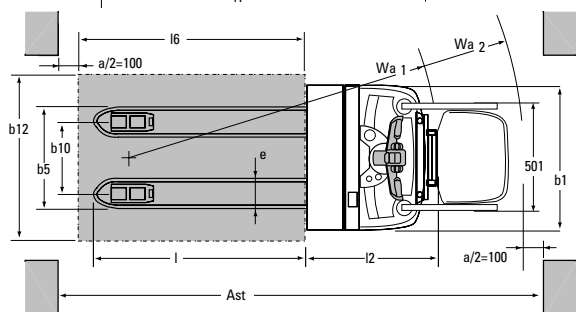
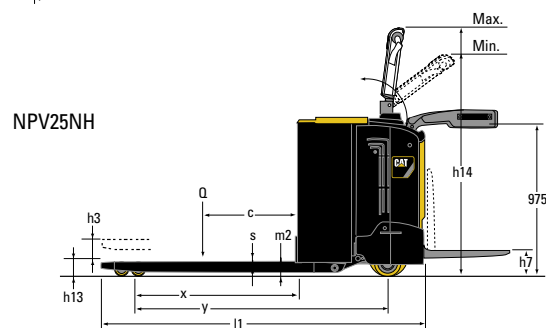
NPV20N



NPV20ND



NPV25NH



Lower Cost of Ownership

- AC power means that these trucks offer excellent levels of performance with minimal maintenance requirements.
- A variety of optional features and programmable performance allows for customization to each users' requirements, ensuring maximum return from your investment.
- Dust shielded load wheels offer protection and help to extend component life cycles.

Unmatched Productivity

- The NPV20N & NPV25NH range of platform pallet trucks has been designed for the intensive transfer of goods within compact warehouse environments over medium and long distances.
- The optional progressive electric power steering regulates truck travel speed and steering angle for improved operator comfort and precise load handling.
- Short turning radius with the platform up, combined with comfortable travel with the platform down.
- The NPV25NH offers 500 ah battery for longer working shifts between charging.
- The NPV20ND is designed for efficient pallet transport, allowing two pallets to be transported simultaneously.
- Ideal for the loading and unloading of lorries with the ability to stack two layers of pallets on top of each other (NPV20ND only).
- The NPV20ND offers two lift heights of 1600 and 2000 mm, with a total load capacity of 2000 kg (1000 kg on each set of forks).
- Compact duplex mast for optimal forward visibility (NPV20ND).
- Rollers and fast battery lock are available on the heavy duty NH model as standard and on the N model as an option, making battery changing a quick and effortless process.
- Tiller arm lock bypass for working in confined areas.
- Easy component access ensures that any maintenance required can be carried out efficiently with minimum down time.

Safety and Ergonomics

- The comfortable and rugged tiller arm makes operating the truck easy, improving productivity and safety.
- Strong, cushioned and easy to use, the aluminium sidebars deliver optimal support, safety and comfort.
- The trucks also feature a large, suspended platform to provide operators with more foot space and additional comfort.
- Smooth acceleration, braking and reverse movements help to ensure driver comfort and productivity through optimized truck stability.
- The strong chassis design offers greater stability and high fork visibility for easy fork pallet entry.

Options

- Electric power steering (NPV20N and NPV25NH only).
- Selection of drive tyres for different applications.
- On-board charger (NPV20N only).
- Pallet entry plate and exit rollers for smooth pallet entry.
- Variety of fork options.
- Lateral battery exchange system.
- Fixed platform with backrest.
- Pin Code device.
- 12 Km/h travel speed with loads smaller than 600 kg (NPV20N and NPV25NH only).
- Load weight indicator (NPV20ND only).
- Cold store modification (NPV20N and NPV25NH only).
- Choice of different wheel materials.
- Load backrest.

Cat® Lift Trucks.

Your partner in materials handling.



The tiller arm is the connecting part between truck and driver. Cat Lift Trucks has therefore developed a tiller that combines a comfortable way of working for the driver with durability and strength.

The tiller arm is made of strong but light aluminium, and at the same time has a comfortable grip and easy access to all functions. It makes the truck easy to control and keeps the driver relaxed so he can concentrate on the work at hand.

| NPV20ND | | | | |
|-----------|----------|------|------|----------|
| Mast Type | h3 + h13 | h1 | h4 | h2 + h13 |
| | mm | mm | mm | mm |
| D | 1600 | 1371 | 2102 | (155) |
| | 2000 | 1571 | 2501 | (155) |

Mast Performance and Capacity

- S Simplex
- D Duplex with Clear View mast
- DF Duplex with Full Free lift
- T Triplex with Clear View mast
- TF Triplex with Full Free Lift
- h3 + h13 Lift height
- h1 Lowered mast height
- h4 Raised mast height
- h2 + h13 Free lift height

catliftruck@mcf.nl
www.catliftruck.com

WESC1098(10/08)ok
Copyright ©2008, MCFE. All rights reserved.
CATERPILLAR, CAT, their respective logos,
'Caterpillar Yellow' and the 'Power Edge' trade dress, as
well as corporate and product identity used herein, are
trademarks of Caterpillar and may not be used without
permission.
Printed in The Netherlands

NOTE: Performance specifications may vary depending on standard manufacturing tolerances, vehicle condition, types of tyres, floor or surface conditions, applications, or operating environment. Trucks may be shown with non-standard options. Specific performance requirements and locally available configurations should be discussed with your Cat lift trucks Dealer. Cat Lift Trucks follows a policy of continual product improvement. For this reason, some materials, options and specifications could change without notice.

CAT® Lift
Trucks